

MeetToMatch

Manual

Pro Expo 2024



MeetToMatch
meetings by choice
rather than chance



Dashboard

INVITATIONS

PENDING

CONFIRMED

0

2

0

7h

Your profile strength

Edit profile

SUPPORT

Zoë Peters
+31 6 36 15 15 18
info@meettomatch.com

Coming up next

12:00 - 13:50 - Tue, Dec 17th, 2024
Nurturing and Growing the Gaming Initiative

SPEAKER(S)
Faruk Akinci
Co-Founder

Location: online video stream

Start video

Featured attendee



We are looking to establish a partnership with events that want to enrich the event experience of their customers.

As a partner, we work together with you to add MeetToMatch to your event.

+ Request a meeting



Showcase

Full showcase



Jake's Paralysis
by MeetToMatch

+ Info



Lost Twins 2
by MeetToMatch

+ Info



Explottens
by MeetToMatch

+ Info



Fastcoat
by Chicken Army Studios
Artful Games

+ Info

Dutch Showcase

Full showcase



Playground Simulator
by Chicken Army Studios

+ Info



Fastcoat
by Artful Games, springly, Chicken Army Studios

+ Info



World Explorer
by Chicken Army Studios

+ Info

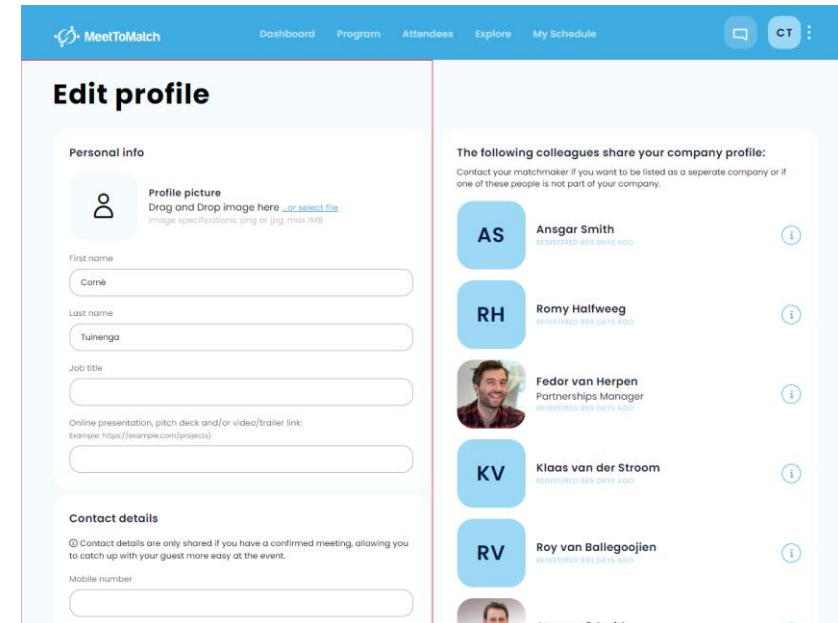
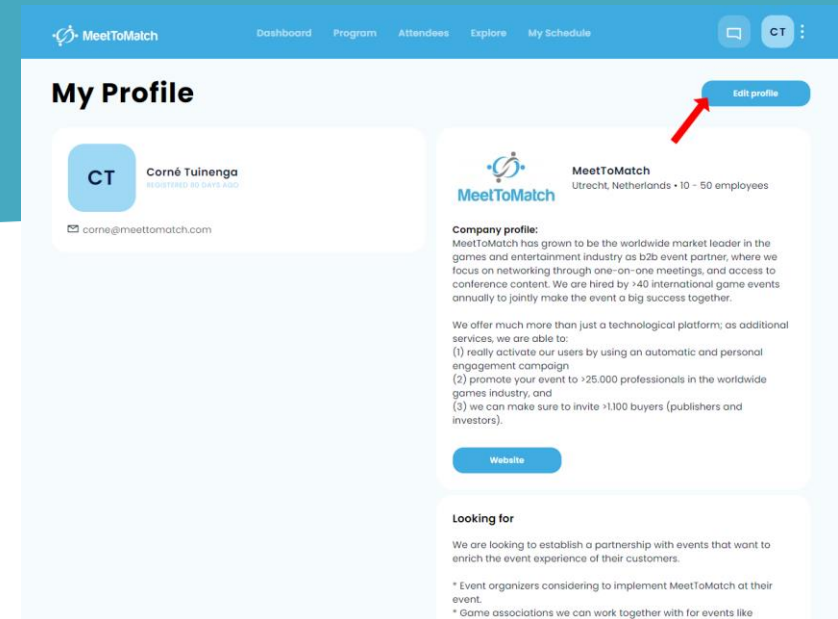

MeetToMatch Manual

- 1. Edit my profile**
- 2. Add a product to the showcase**
- 3. Schedule a meeting**
- 4. Transfer a meeting to a colleague**
- 5. Change a meeting to a different location**
- 6. Reschedule a meeting to a different timeslot**




Edit my profile

1. After logging in, you enter the Dashboard.
2. When you hover over your initials, click on “Profile”.
3. At the top right of your screen, go to “Edit Profile”.
4. Here you can go and edit both your company and personal information!



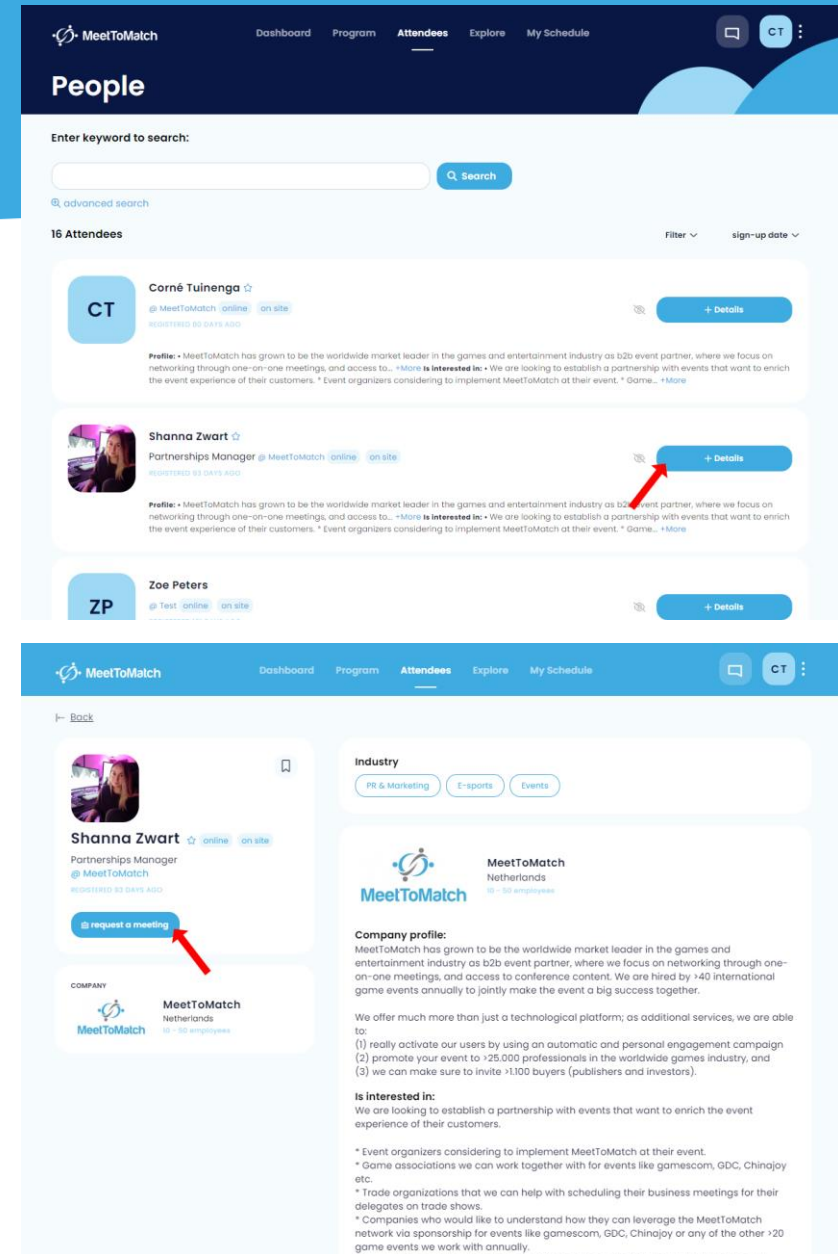

Add a product to the showcase

1. After logging in, you enter the Dashboard.
2. When you hover over “Explore”, click on “Showcase”.
3. At the top right of your screen, go to “Add my product”.
4. Here you can describe your product and add it to the MeetToMatch platform!

A screenshot of the 'Describe your product / project' form in the MeetToMatch Showcase. The form is titled 'Describe your product / project' and includes several sections: 'Product / project name' (with a character limit of 100), 'Product image' (with a drag-and-drop area and specifications), 'Link to more information' (with an example URL), 'Product / project information' (with a character limit of 1000), 'Select tags / keywords' (with a dropdown menu), and 'Do you have a video?' (with a dropdown menu). There are also fields for 'Enter the video id' and 'Allow my colleagues to add this product to their profile?'. The form ends with 'Save' and 'Cancel' buttons. The footer of the page includes copyright information: '© 2009 - 2024 MeetToMatch b.v. - Terms of use and privacy statement - 20240307-001'.

Schedule a meeting

1. After logging in, you enter the Dashboard.
2. When you hover over “Attendees”, click on “People”.
3. If you come across someone you’d like to meet, go to “Details”
4. After you open their profile, click on “request a meeting”.



Schedule a meeting

- 5. Now you can go and look for an available timeslot.
- 6. After finding a timeslot where you're both available, you can go and request a meeting! You have the option to choose where to meet and if you want you can add a personal message to your meeting request.

MeetToMatch


DashboardProgramAttendeesExploreMy Schedule

CT

My Schedule

INVITATIONS0PENDING1CONFIRMED0

Select a timeslot below to request a meeting with:



Shanna Zwart
Partnerships Manager @ MeetToMatch

Tue, Dec 17 • Thu, Dec 19

	TUE, DEC 17, 2024 • CET	WED, DEC 18, 2024 • CET	THU, DEC 19, 2024 • CET
10:00	<div>10:00 - 10:30</div> <div>Request a meeting 4 rooms available</div>	<div>10:00 - 10:30</div> <div>Request a meeting 4 rooms available</div>	<div>10:00 - 10:30</div> <div>Unavailable You are busy</div>
10:30	<div>10:30 - 11:00</div> <div>Request a meeting 4 rooms available</div>	<div>10:30 - 11:00</div> <div>Request a meeting 4 rooms available</div>	<div>10:30 - 11:00</div> <div>Request a meeting 4 rooms available</div>
11:00	<div>11:00 - 11:30</div> <div>Request a meeting 4 rooms available</div>	<div>11:00 - 11:30</div> <div>Unavailable Invitee is busy</div>	<div>11:00 - 11:30</div> <div>Request a meeting 3 rooms available</div>


MeetToMatch

DashboardProgramAttendeesExploreMy Schedule

CT

Fill in the details to request a meeting

10:00 - 10:30 • Wed, Dec 18th, 2024 CET



Shanna Zwart
Partnerships Manager @ MeetToMatch

Where

Automatic meeting room or table reservation. (Best option)

Current location **Table 01**. Final location determined when invitation gets accepted.

Add a personal message for Shanna Zwart to your invitation:

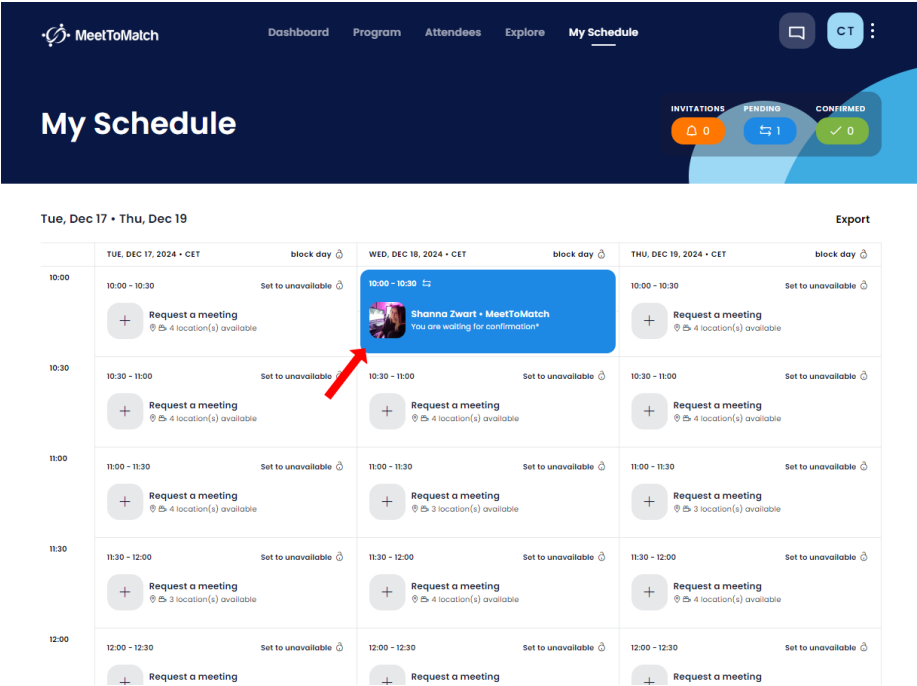

Send request

Cancel

© 2009 - 2024 MeetToMatch b.v. - terms of use and privacy statement - 20240307-001

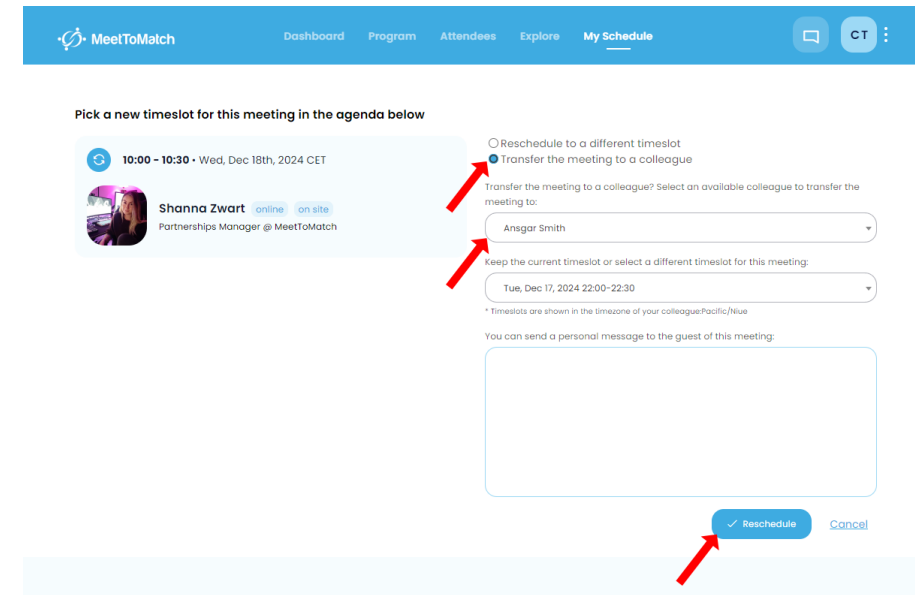
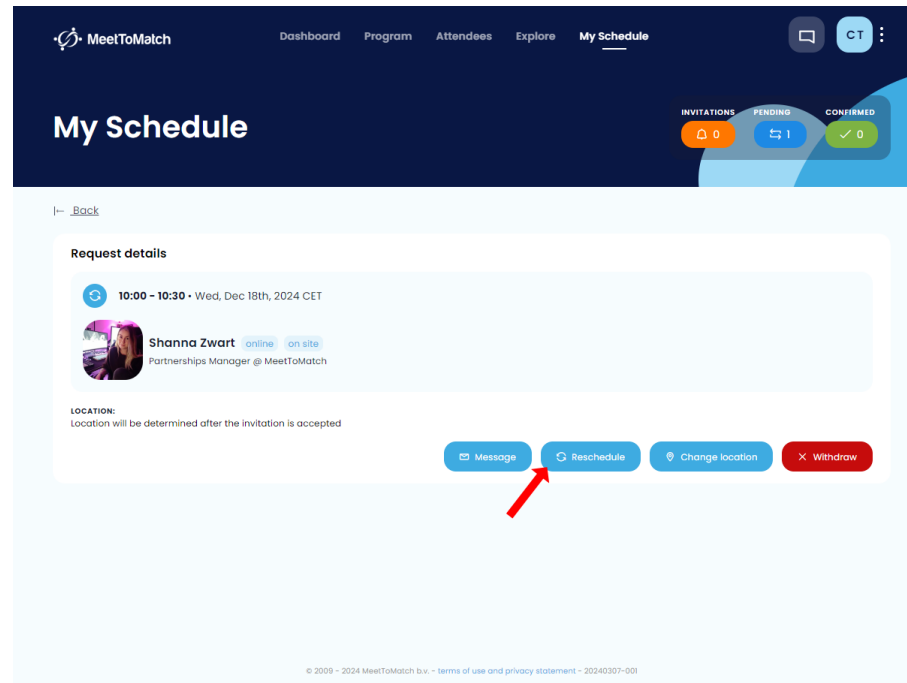
Transfer a meeting to a colleague

- 1. From the Dashboard, go to “My Schedule”.
- 2. Select the meeting you’d like to reschedule.



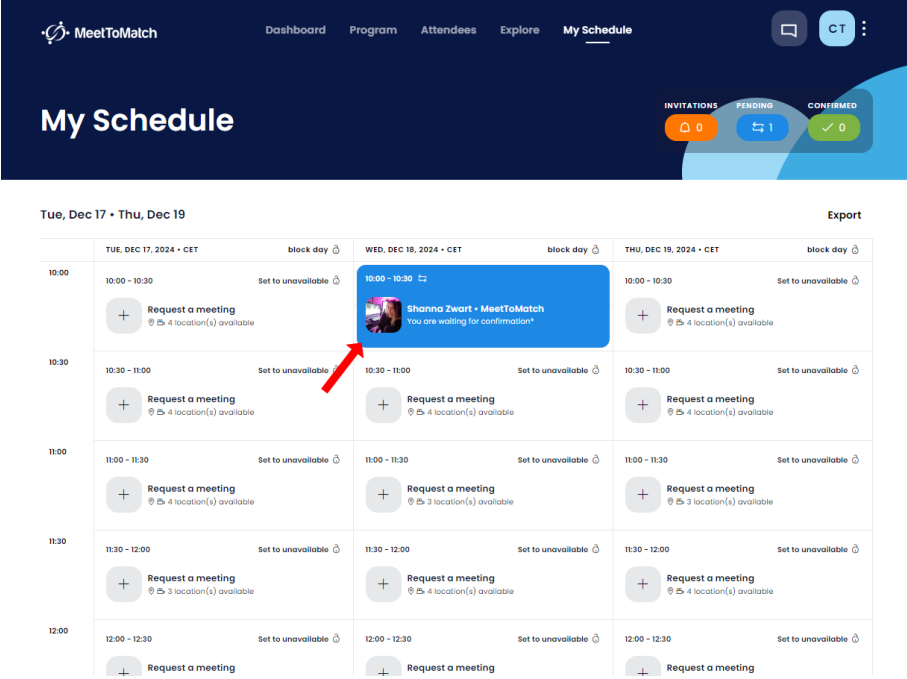
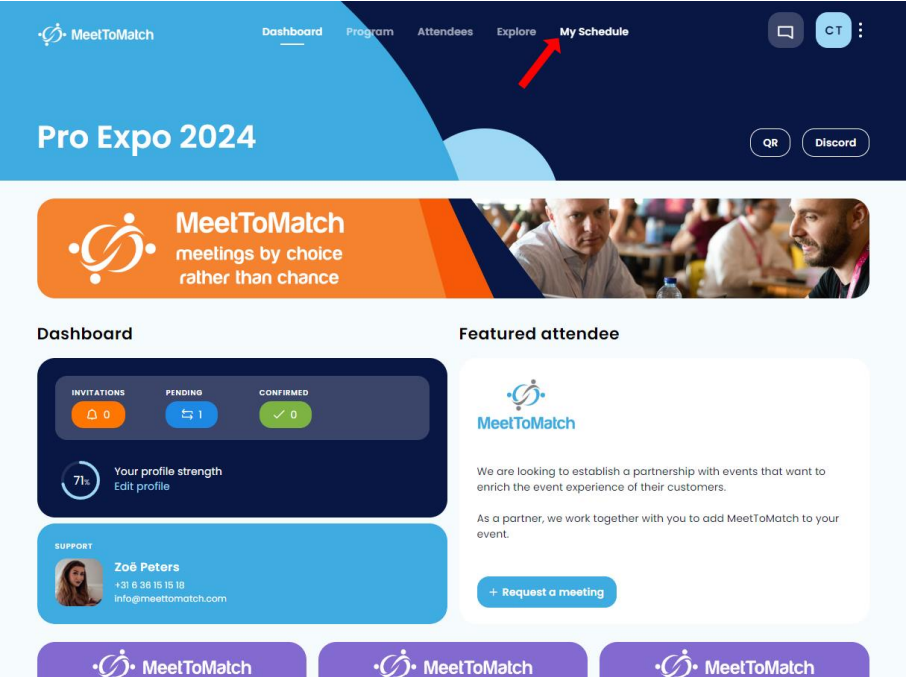
Transfer a meeting to a colleague

3. After clicking on “Reschedule”, select “Transfer the meeting to a colleague”.
4. Now you can reschedule the meeting to a different colleague. Don't forget to inform them!



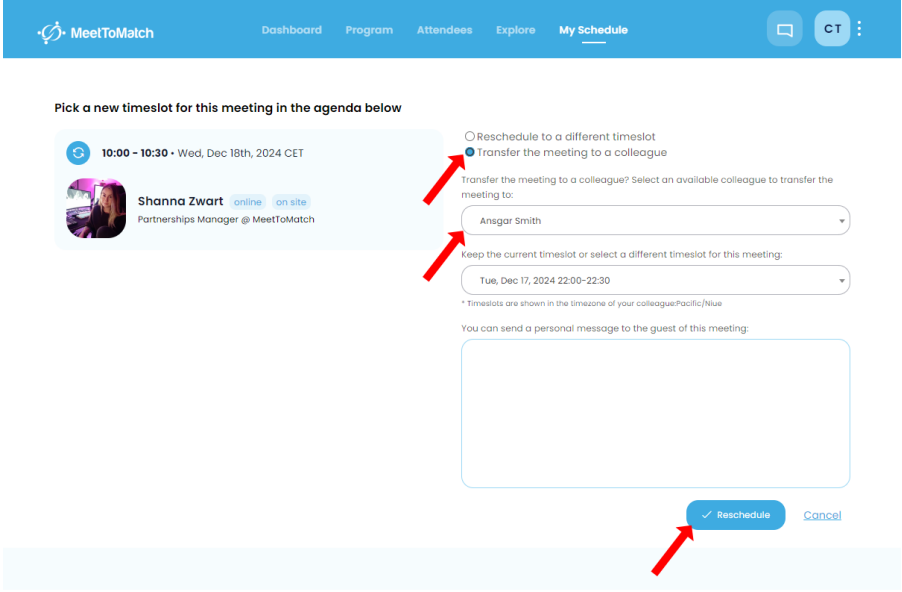
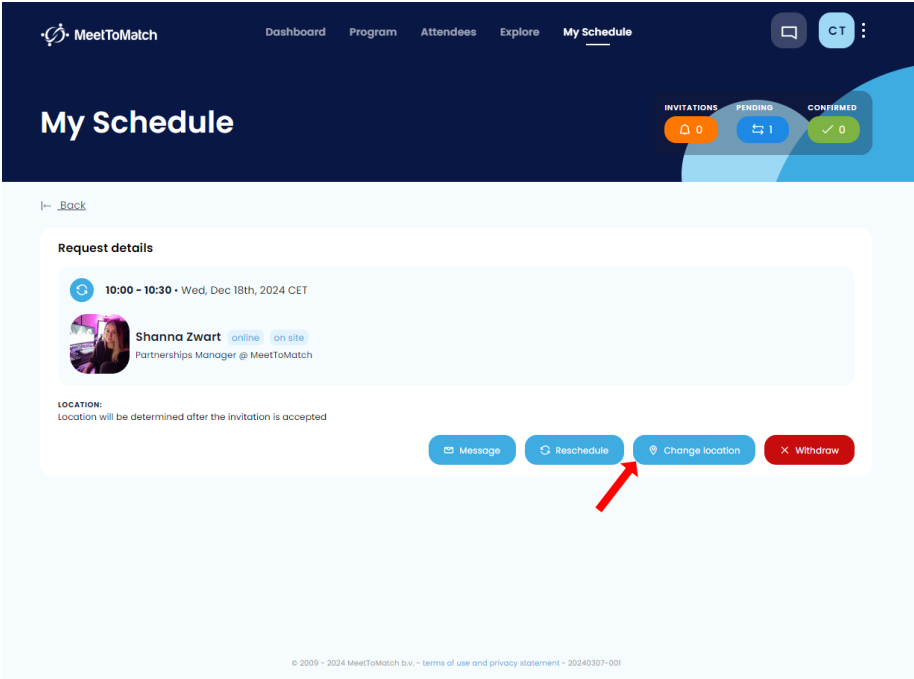
Change a meeting to a different location

- 1. From the Dashboard, go to “My Schedule”.
- 2. Select the meeting you’d like to change the location of.



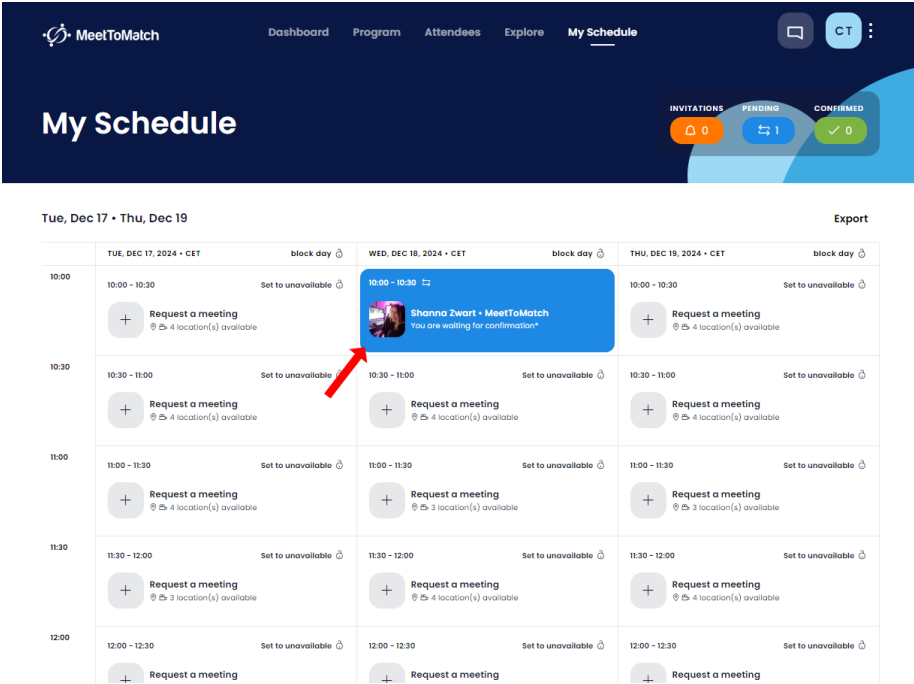

Change a meeting to a different location

- 3. Click on “Change location”.
- 4. Now you can easily change the location of your meeting!



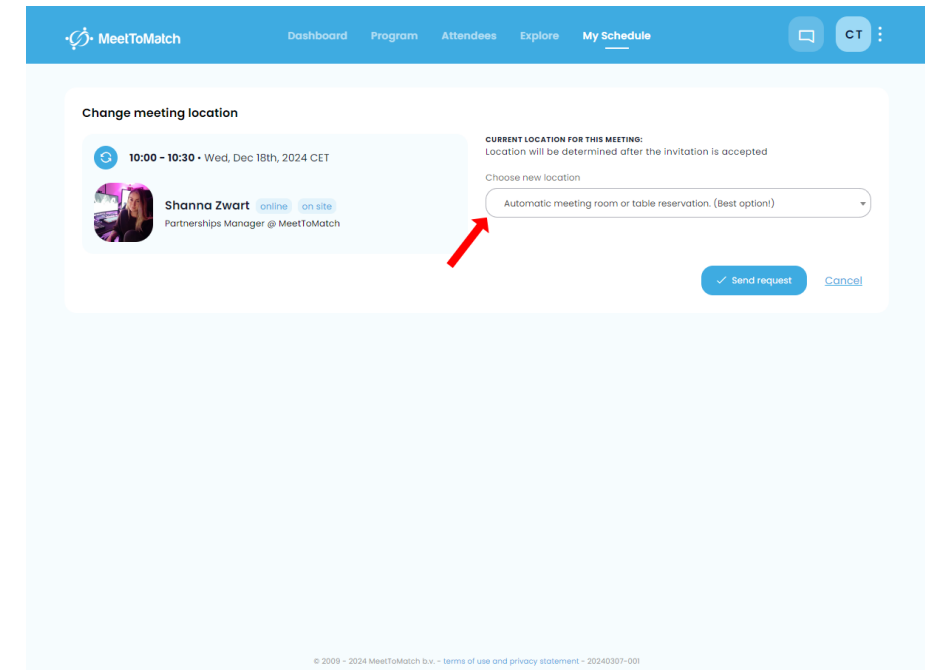
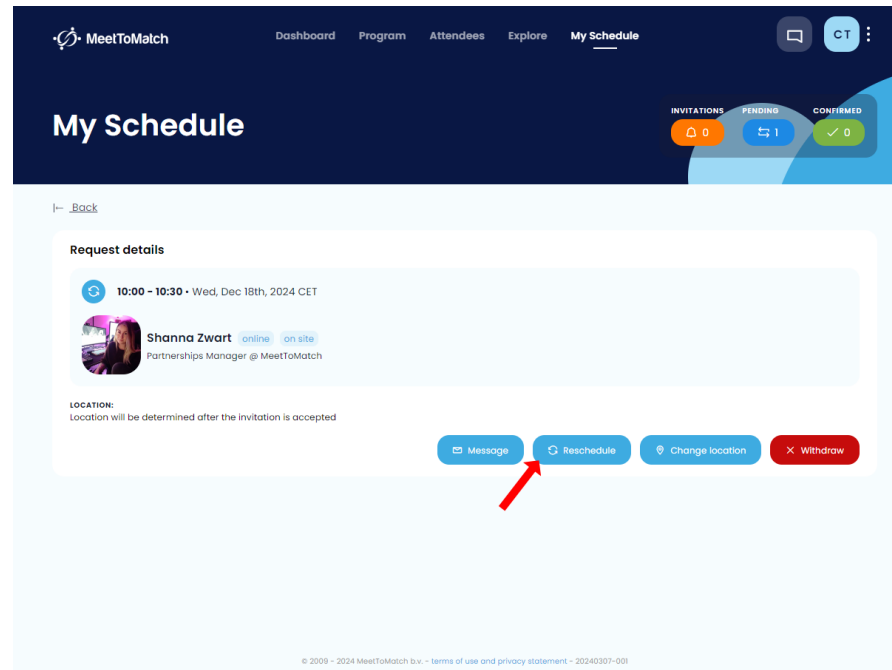
Reschedule a meeting to a different timeslot

- 1. From the Dashboard, go to “My Schedule”.
- 2. Select the meeting you’d like to reschedule.



Reschedule a meeting to a different timeslot

3. After clicking on “Reschedule”, select “reschedule to a different timeslot”.
4. Now you can go and reschedule your meeting to a more suitable timeslot!





MeetToMatch